


Crossing the ditch – New Zealanders in Australia



Denise Carlton

Program Manager, Population Statistics

Australian Bureau of Statistics
Informing Australia's important decisions





What I'll cover...

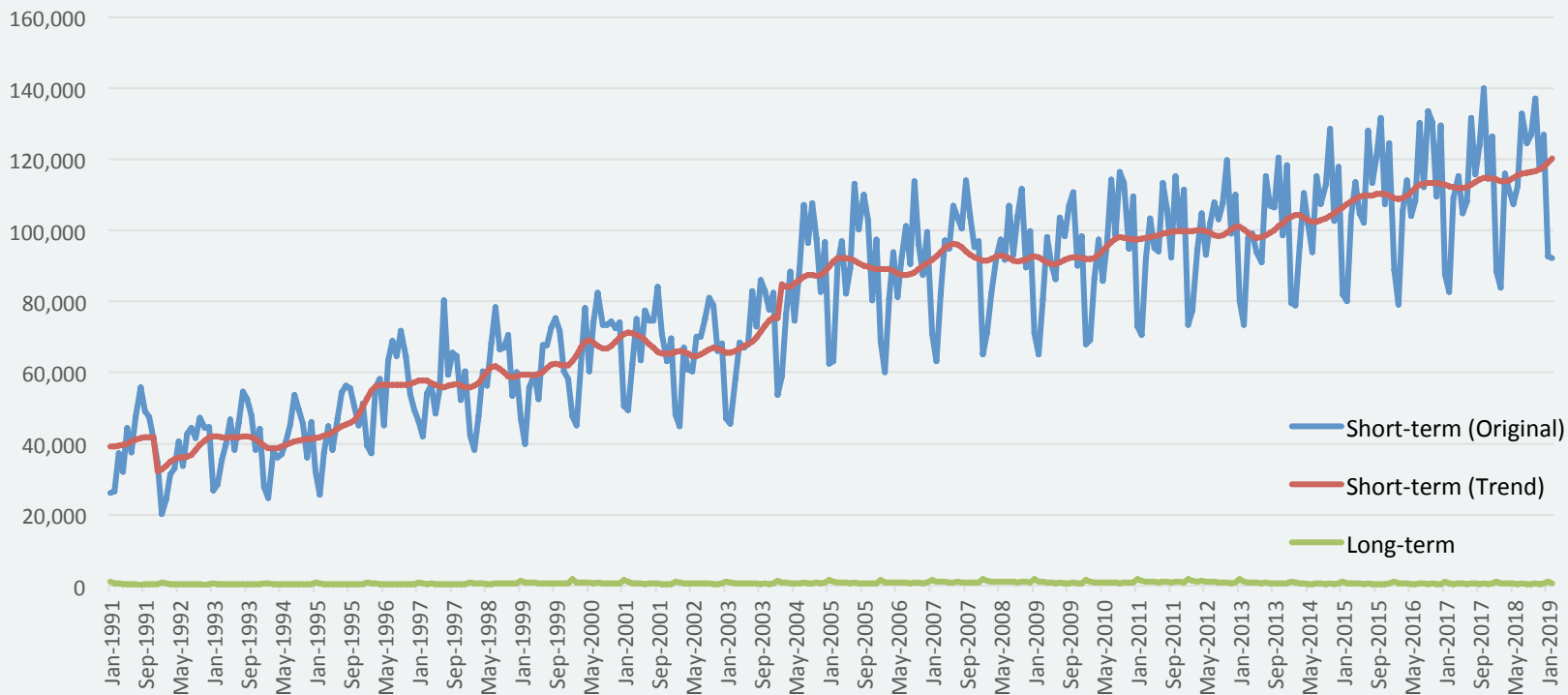
- ▶ Movement of New Zealanders into and out of Australia
- ▶ Australia's New Zealand-born population characteristics
- ▶ Participation in education and work



Quick glossary / overview of concepts

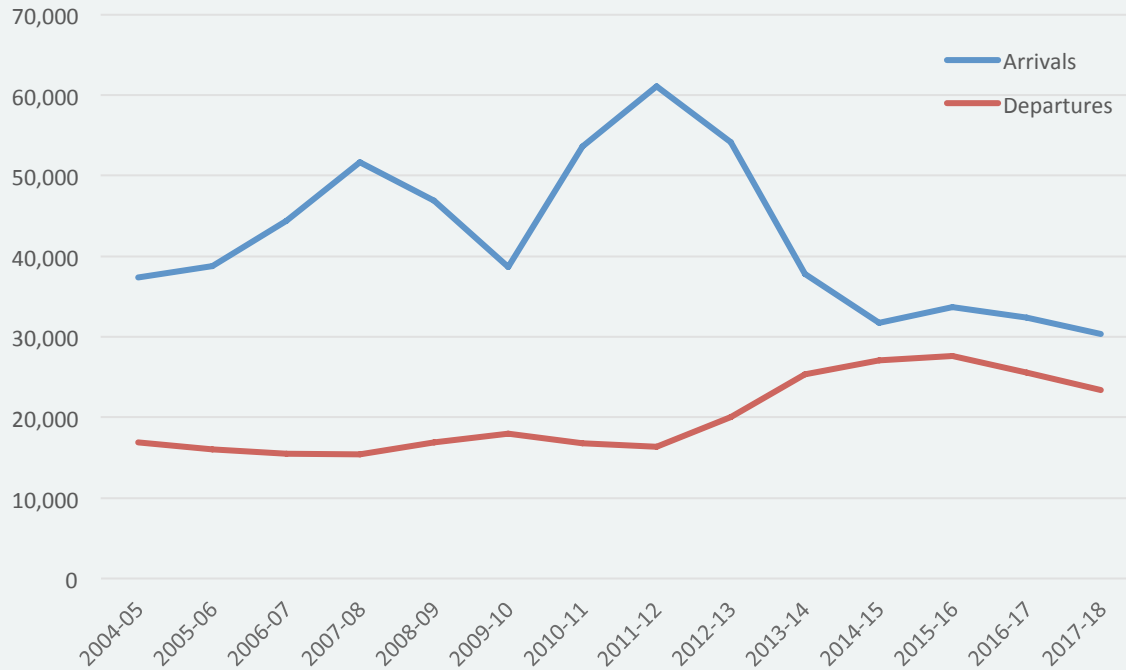
- ▶ Overseas arrivals and departures
- ▶ Net overseas migration (NOM)
- ▶ New Zealand citizens on 444 Visa
- ▶ New Zealand born

Short-term visitor arrivals to Australia from New Zealand, 1991-2019



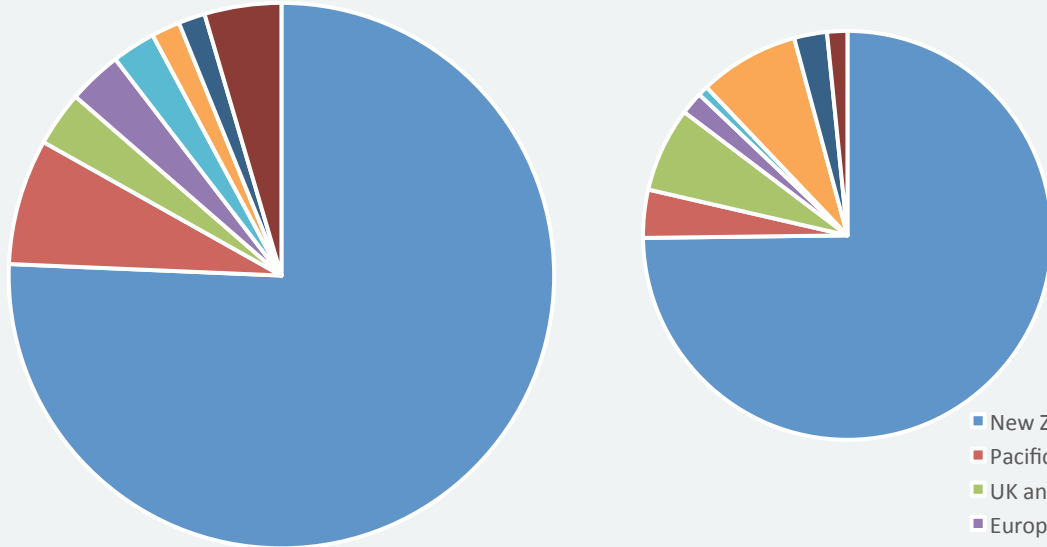
Source: Overseas Arrival and Departures, February 2019

Net overseas migration of New Zealand citizens (i.e. on 444 Visa) to Australia, 2004-05 to 2017-18



Source: Migration Australia, 2017-18 ABS cat no. 3412.0

Country of birth of people who arrived in Australia on a 444 Visa between 2000 and 2016

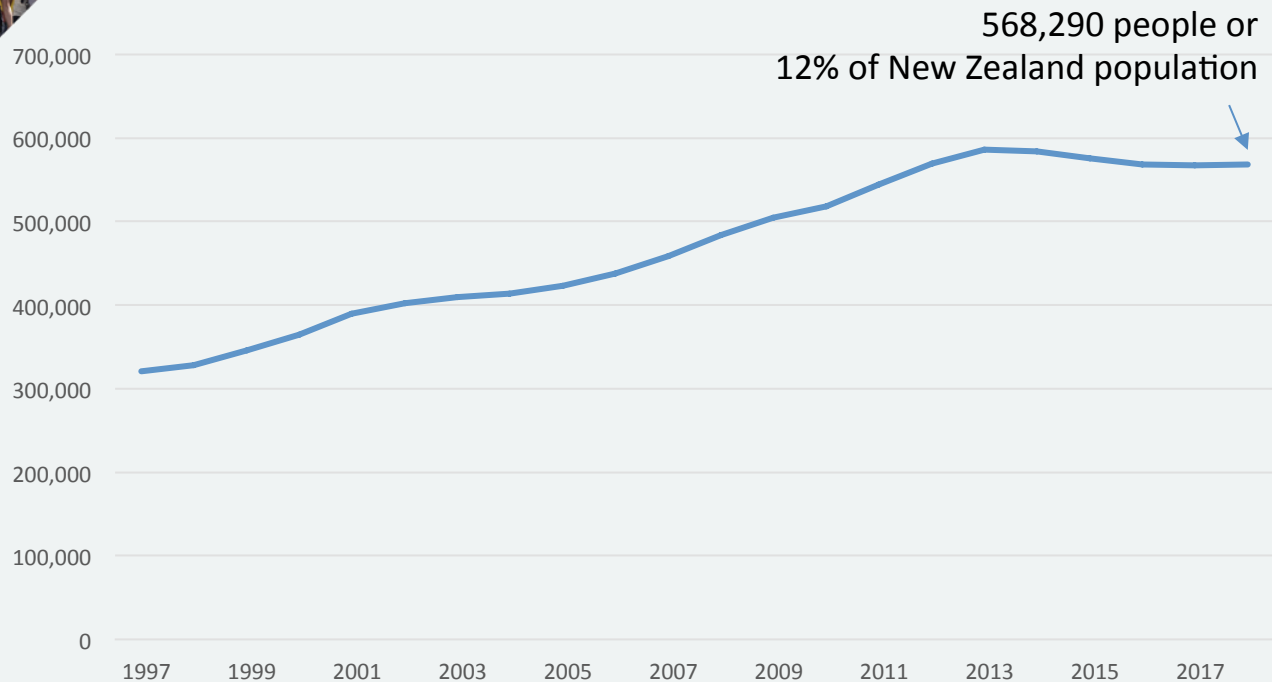


- New Zealand
- Pacific Islands(2)
- UK and Ireland
- Southern and East Africa
- Southern Asia
- United Kingdom
- Maritime South-East Asia
- Chinese Asia (includes Mongolia)
- other
- New Zealand
- Pacific Islands(2)
- UK and Ireland
- Europe (excluding UK and Ireland)
- North America
- Asia
- Other
- Australia(1)

Source: 2016 Australian Census Temporary Entrants Integrated Dataset, and 2013 New Zealand Census



New Zealand born-population, Australia 1997-2017



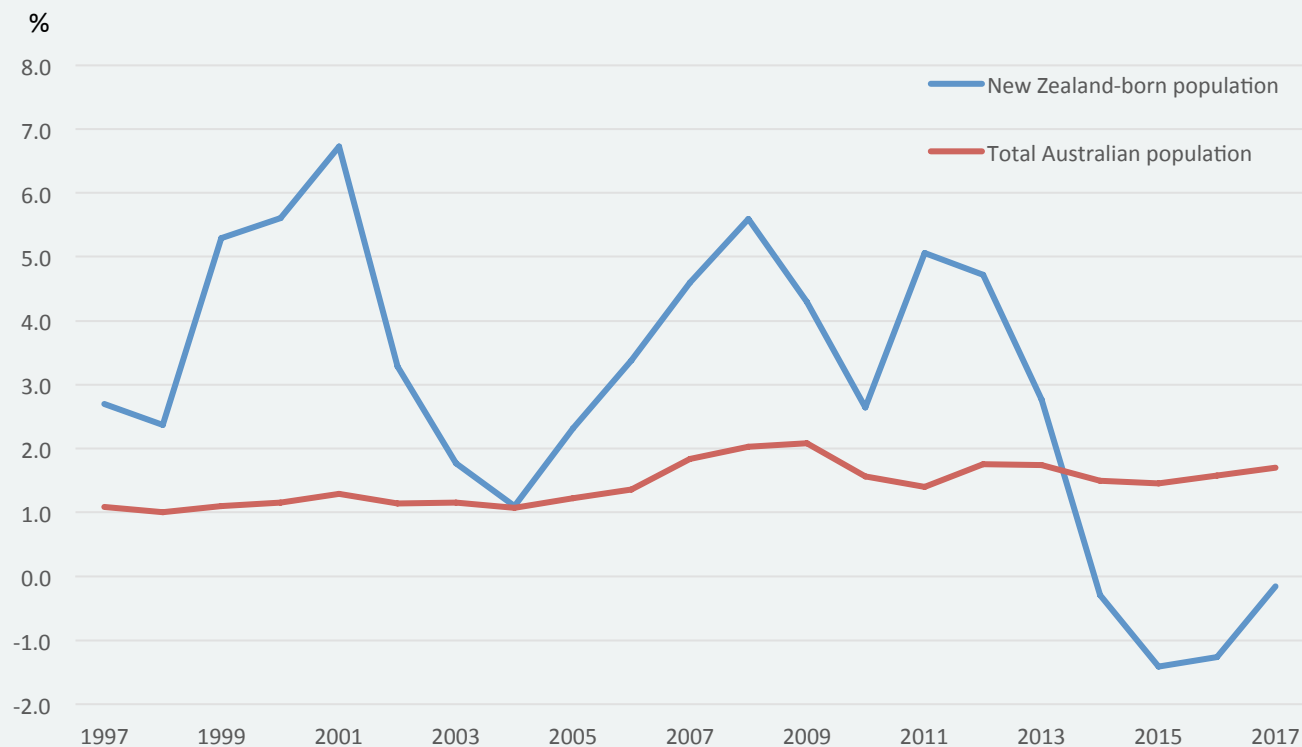
2016 Census:

- 399,202 second generation New Zealanders
- 207,722 people reported New Zealander ancestry
- 142,107 reported Maori ancestry



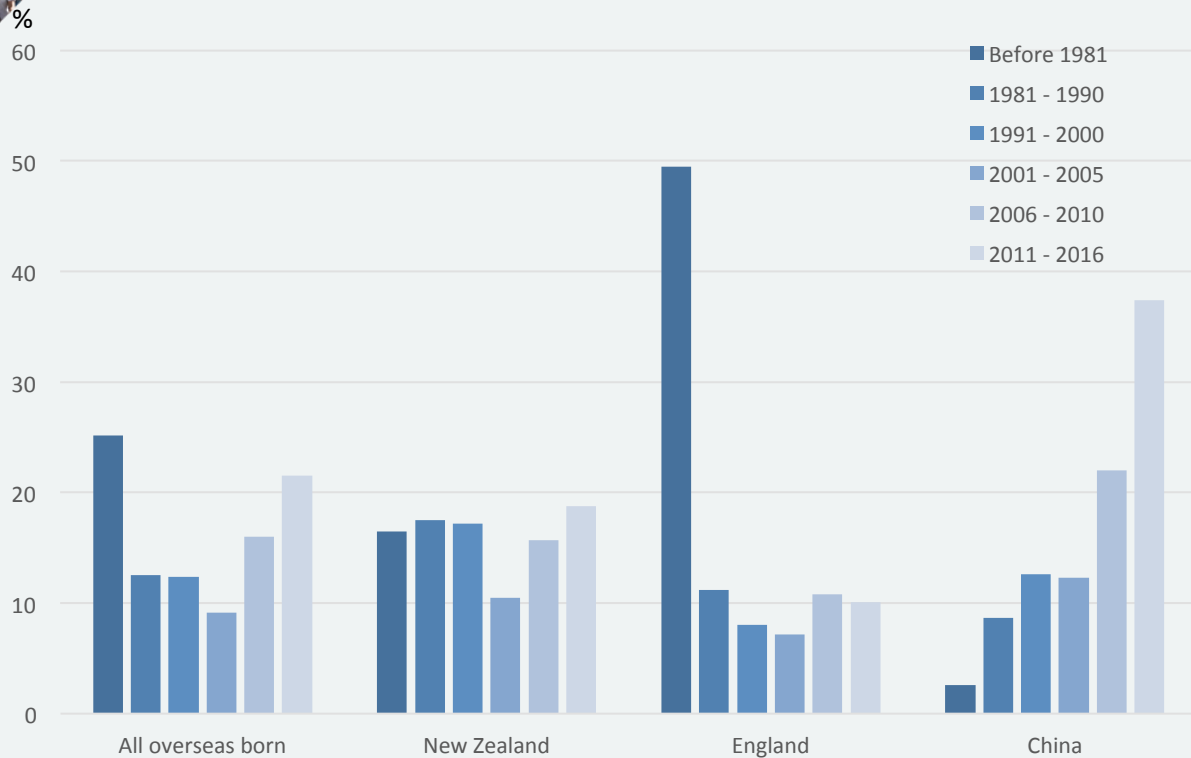
Source: *Migration Australia, 2017-18 ABS cat no. 3412.0, 2017 NZ ERP, 2016 Australian Census*

New Zealand born-population and total Australian population: growth rates, 1997-2017

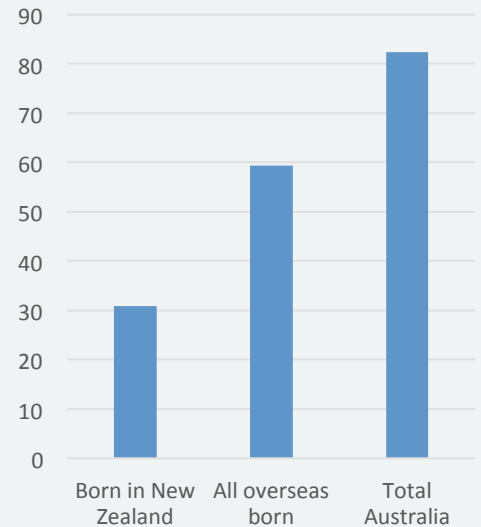


Source: *Migration Australia, 2017-18*
ABS cat no. 3412.0

Selected countries of birth: year of arrival to Australia, citizenship 2016



% who are Australian citizens



Source: 2016 Australian Census

Selected state of usual residence, 2016

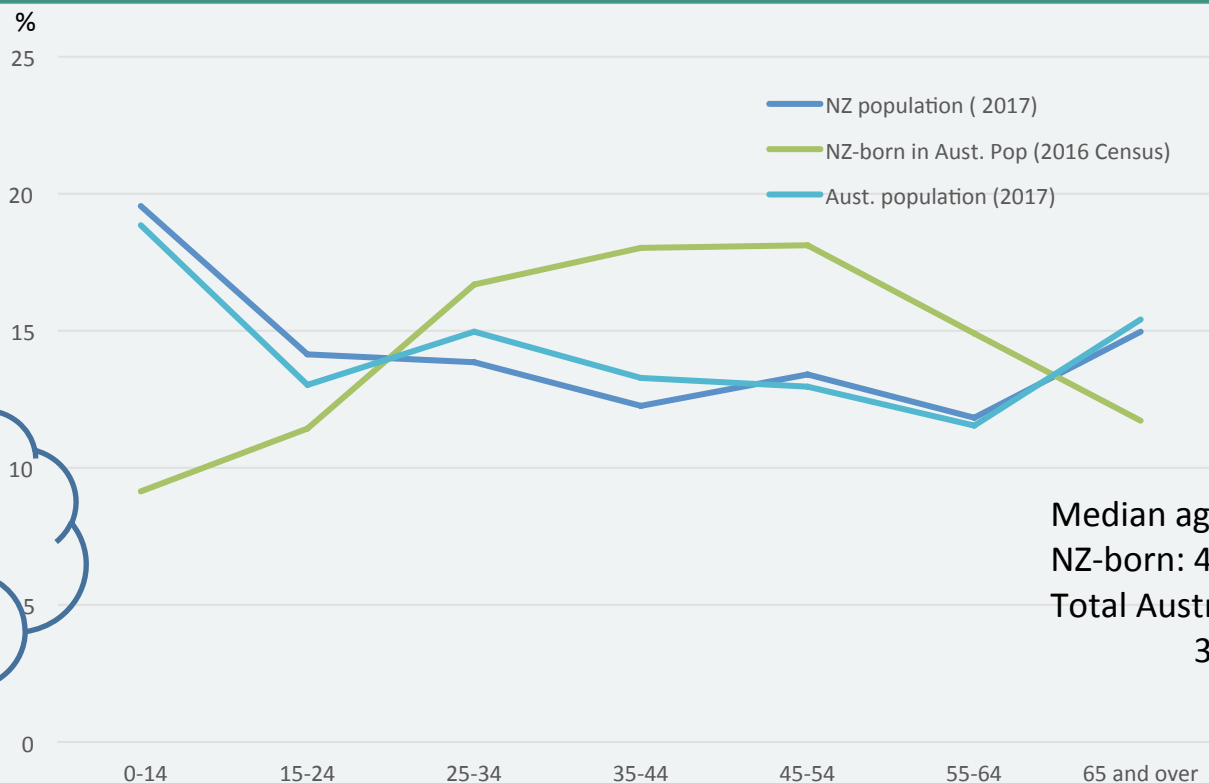
Excludes overseas visitors, migratory and no usual address



1 in 5 people born in New Zealand lived in Brisbane...

Source: 2016 Australian Census

Age distribution: New Zealand, Australia and New-Zealand-born Australians



Source: 2017
Estimated Resident
Population
(Australia and New
Zealand), *Migration
Australia, 2017-18
ABS cat no. 3412.0*
2016 Australian
Census

Sex ratio: 103.2
compared with
98.4 for total
Australia

Median age of
NZ-born: 43.0 years
Total Australia:
37.3 years



Births in Australia to New-Zealand born parents, 2017

	Births	Total fertility / paternity rate	Birthplace of other parent			Parents in a registered marriage	Median age of parent
			Australia	New Zealand	Elsewhere		
	no.	births per woman	%	%	%	%	years
Mothers	9,367	2.14 (1.75)*	45.0	39.1	15.9	47.6 (67.6)*	30.5 (31.3)*
Fathers	10,521	2.27 (1.71)*	52.0	33.3	14.7	48.5 (67.6)*	32.4 (33.3)*

* (Bracketed figures refer to total Australia population)

Source: Births, Australia 2017, ABS cat.no. 3301.0

Deaths in Australia of New-Zealand born, 2017

	Males				Females			
	Number of deaths	Standardised Death Rate	Crude death rate	Median age at death	Number of deaths	Standardised Death Rate	Crude death rate	Median age at death
	No.	Per 1,000	Per 1,000	Years	No.	Per 1,000	Per 1,000	Years
Born in New Zealand	1,525	6.1	5.3	71.2	1,195	4.7	4.3	75.8
Total Australia	82,858	6.3	6.8	78.9	78,051	4.7	6.3	85.0

Source: *Deaths, Australia 2017, ABS cat.no. 3302.0*

Registered marital status, 2016

Persons aged 15 years and over

	New Zealand born (in Australia)	Total Australia	Total New Zealand
	%		
Never married	39.1	35.0	35.0
Currently married	43.6	48.1	48.1
Was married	17.3	16.9	17.0

2016 Census:

For New Zealand born with a partner, 40% had a partner born in Australia, compared with 25% of all overseas born and 83% of Australian born



Source: 2016 Australian Census, 2013 New Zealand Census

Household composition, 2016



	At least one household member born		Total Australia
	In New Zealand	Overseas	
	%		
One family households	76.1	74.7	69.4
Multiple family households	3.3	3.1	1.9
Lone person households	14.2	17.0	24.4
Group households	6.4	5.3	4.3

340, 903 households

2016 Census:
246,718 families where either reference person or their partner was born in New Zealand:

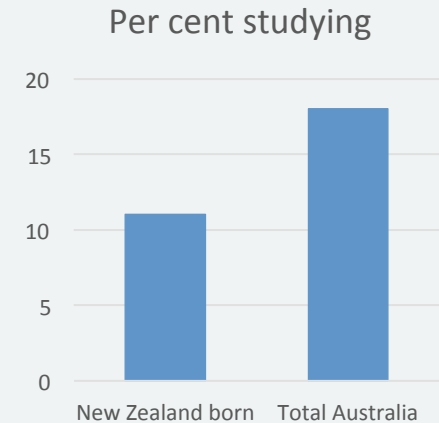
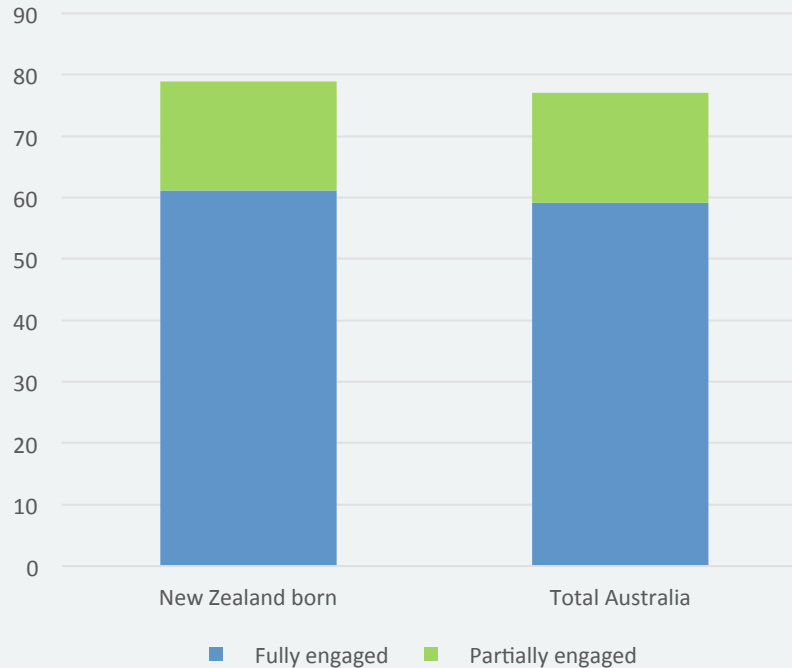
- Couples with children: 49%
- Couples without children: 39%
- One parent families: 11%



Source: 2016 Australian Census

Engagement in employment, education & training

Persons aged 15-64 years, excludes not stated



*

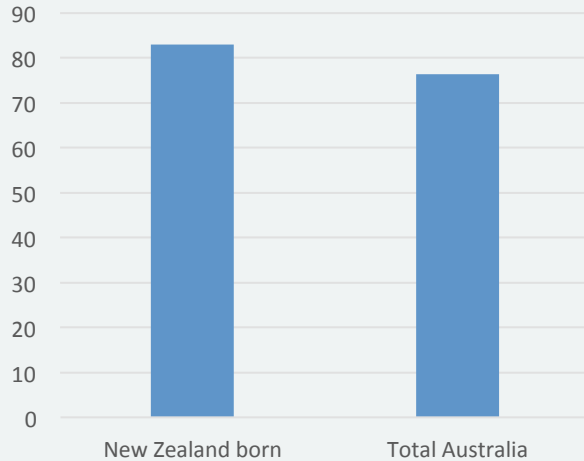
Source: 2016 Australian Census

Labour force status

Persons aged 15-64 years, excludes not stated



% in the labour force



% of labour force



Source: 2016 Australian Census

Questions?

Contact information

Denise Carlton

Program Manager, Population Statistics

denise.carlton@abs.gov.au, ph +61 2 6252 5448